

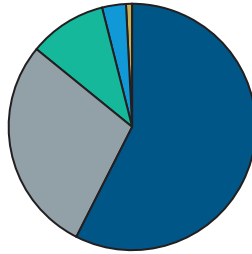
Community Foundation of the North State

Total Fund - Summary

As of September 30, 2025

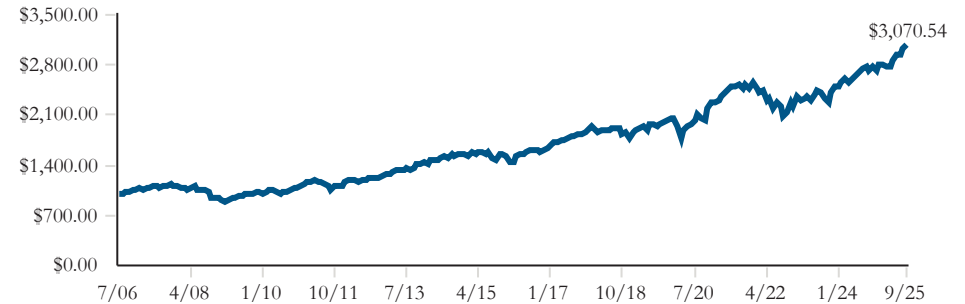
Asset Allocation Analysis

September 30, 2025 : \$35,364.9



Segments	Market Value (\$000)	Allocation (%)
Equities	20,324.23	57.47
Fixed Income	10,049.60	28.42
Alternatives	3,600.25	10.18
Structured	1,104.74	3.12
Cash	286.11	0.81

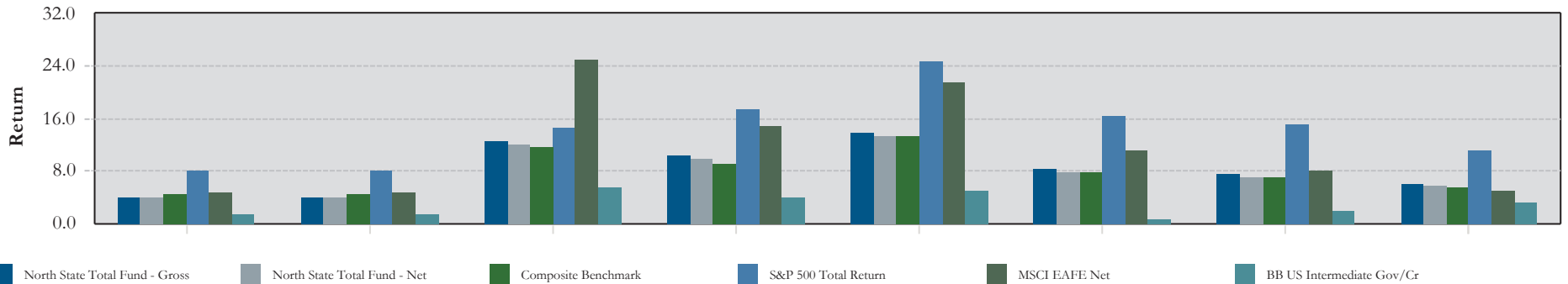
Growth of a Thousand Dollars



North State Total Fund - Gross

	Quarter To Date	Since Inception	Inception Date
North State Total Fund - Gross			08/01/06
Beginning Market Value	34,240,672	2,552,779	
Net Deposits/Withdrawals	-224,070	7,048,780	
Gain/Loss	1,348,334	25,763,377	
Ending Market Value	35,364,936	35,364,936	

Performance



	QTD	Fiscal YTD	YTD	1 Year	3 Years	5 Years	10 Years	Since Inception	Inception Date
North State Total Fund - Gross	4.06	4.06	12.58	10.40	13.95	8.35	7.66	6.03	08/01/2006
North State Total Fund - Net	3.95	3.95	12.22	9.92	13.43	7.85	7.21	5.73	08/01/2006
Composite Benchmark	4.51	4.51	11.73	9.10	13.47	7.81	7.04	5.66	08/01/2006
S&P 500 Total Return	8.12	8.12	14.83	17.60	24.93	16.47	15.30	11.16	08/01/2006
MSCI EAFE Net	4.77	4.77	25.14	14.99	21.70	11.15	8.17	4.98	08/01/2006
BB US Intermediate Gov/Cr	1.51	1.51	5.70	4.01	5.18	0.81	2.10	3.19	08/01/2006