

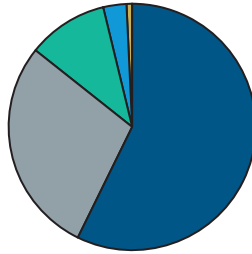
# Community Foundation of the North State

## Total Fund - Summary

### As of June 30, 2025

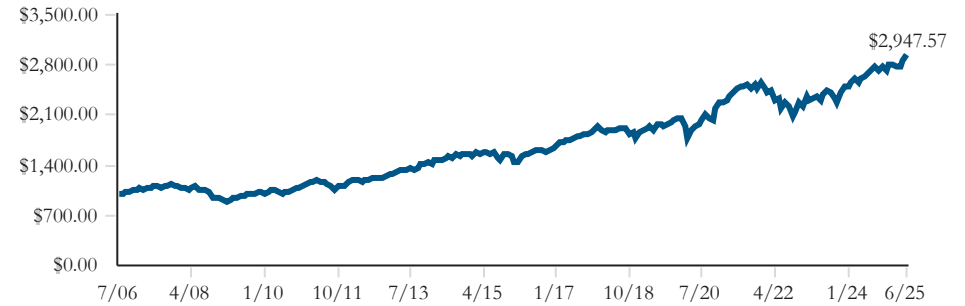
#### Asset Allocation Analysis

June 30, 2025 : \$34,208.2



Segments	Market Value (\$000)	Allocation (%)
Equities	19,586.95	57.26
Fixed Income	9,730.57	28.45
Alternatives	3,594.54	10.51
Structured	1,038.26	3.04
Cash	257.83	0.75

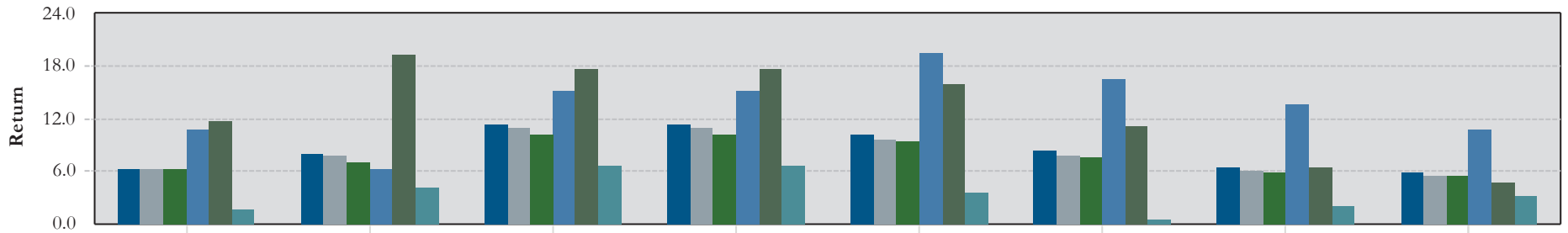
#### Growth of a Thousand Dollars



North State Total Fund - Gross

	Quarter To Date	Since Inception	Inception Date
North State Total Fund - Gross			08/01/06
Beginning Market Value	32,257,323	2,552,779	
Net Deposits/Withdrawals	-46,408	7,272,850	
Gain/Loss	1,997,236	24,382,522	
Ending Market Value	34,208,151	34,208,151	

#### Performance



	QTD	YTD	Fiscal YTD	1 Year	3 Years	5 Years	10 Years	Since Inception	Inception Date
North State Total Fund - Gross	6.32	8.08	11.48	11.48	10.28	8.32	6.56	5.88	08/01/2006
North State Total Fund - Net	6.21	7.85	11.00	11.00	9.77	7.83	6.12	5.59	08/01/2006
Composite Benchmark	6.28	6.98	10.24	10.24	9.57	7.69	5.94	5.48	08/01/2006
S&P 500 Total Return	10.94	6.20	15.16	15.16	19.71	16.64	13.65	10.86	08/01/2006
MSCI EAFE Net	11.77	19.45	17.73	17.73	15.97	11.16	6.51	4.79	08/01/2006
BB US Intermediate Gov/Cr	1.67	4.13	6.74	6.74	3.57	0.64	2.04	3.15	08/01/2006