

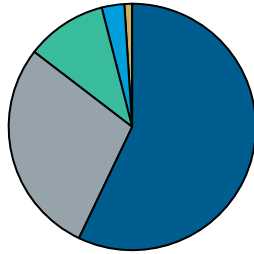
# Community Foundation of the North State

## Total Fund Summary

### As of September 30, 2024

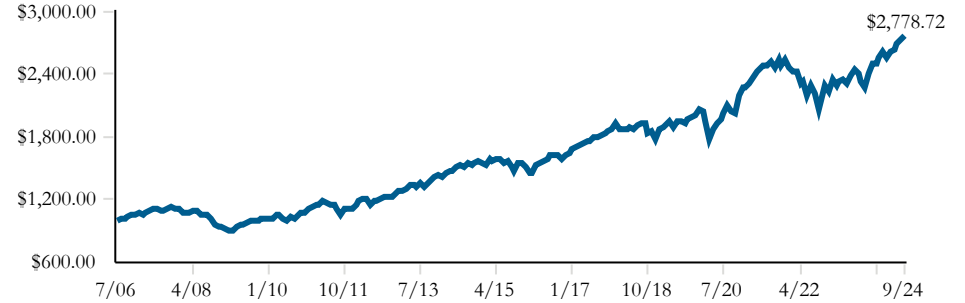
#### Asset Allocation Analysis

September 30, 2024 : \$33,072.5



Segments	Market Value (\$000)	Allocation (%)
Equities	18,879.13	57.08
Fixed Income & Preferreds	9,372.45	28.34
Alternatives	3,502.79	10.59
Structured Investments	981.19	2.97
Cash	336.93	1.02

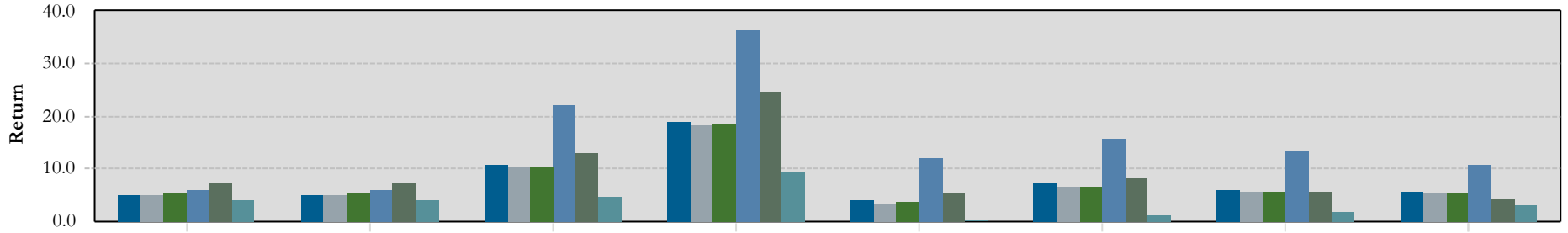
#### Growth of a Thousand Dollars



North State Total Fund - Gross

	Quarter To Date	Since Inception	Inception Date
North State Total Fund - Gross			08/01/06
Beginning Market Value	30,619,352	2,552,779	
Net Deposits/Withdrawals	906,004	7,979,269	
Gain/Loss	1,547,136	22,540,444	
Ending Market Value	33,072,492	33,072,492	

#### Performance



North State Total Fund - Gross    North State Total Fund - Net    Composite Benchmark    S&P 500 Total Return    MSCI EAFE Net    BB US Intermediate Gov/Cr

	QTD	Fiscal YTD	YTD	1 Year	3 Years	5 Years	10 Years	Since Inception	Inception Date
North State Total Fund - Gross	5.09	5.09	10.77	18.93	4.07	7.16	6.17	5.79	08/01/2006
North State Total Fund - Net	4.99	4.99	10.40	18.40	3.58	6.68	5.74	5.50	08/01/2006
Composite Benchmark	5.38	5.38	10.58	18.71	3.83	6.82	5.74	5.46	08/01/2006
S&P 500 Total Return	5.89	5.89	22.08	36.35	11.91	15.98	13.38	10.82	08/01/2006
MSCI EAFE Net	7.26	7.26	12.99	24.77	5.48	8.20	5.71	4.45	08/01/2006
BB US Intermediate Gov/Cr	4.17	4.17	4.68	9.45	0.17	1.26	1.96	3.14	08/01/2006