

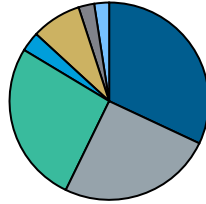
Community Foundation of the North State

Total Fund Summary

As of September 30, 2023

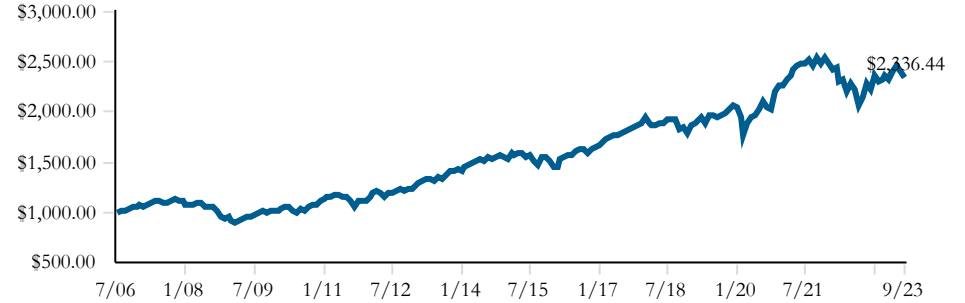
Asset Allocation Analysis

September 30, 2023 : \$27,009.7



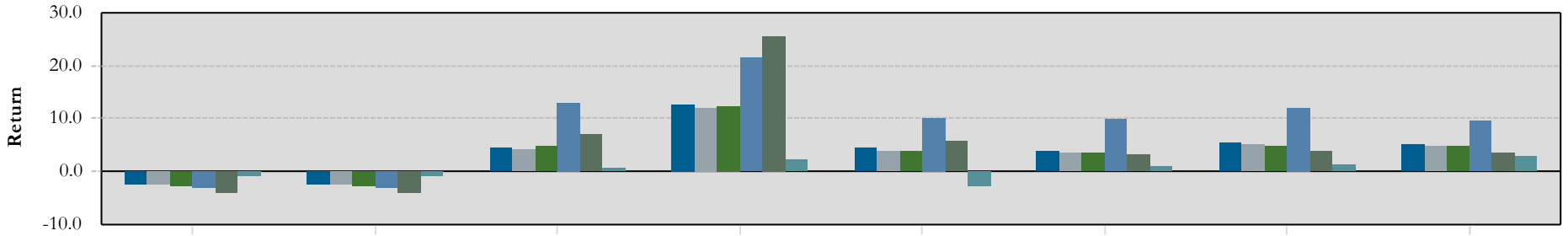
Segments	Market Value (\$000)	Allocation (%)
Domestic Equity	8,648.75	32.02
International Equity	6,796.48	25.16
Domestic Fixed Income	7,159.29	26.51
Alternative Investment	867.46	3.21
Private Equity	2,192.17	8.12
Global Other	691.60	2.56
Cash Equivalent	653.96	2.42

Growth of a Thousand Dollars



	Quarter To Date	Since Inception	Inception Date
North State Total Fund - Gross			08/01/06
Beginning Market Value	27,527,304	2,552,779	
Net Deposits/Withdrawals	-499,968	6,186,497	
Gain/Loss	-709,238	17,578,822	
Ending Market Value	26,318,098	26,318,098	

Performance



	QTD	Fiscal YTD	YTD	1 Year	3 Years	5 Years	10 Years	Since Inception	Inception Date
North State Total Fund - Gross	-2.53	-2.53	4.59	12.57	4.34	3.92	5.51	5.07	08/01/2006
North State Total Fund - Net	-2.62	-2.62	4.24	12.06	3.87	3.46	5.08	4.80	08/01/2006
Composite Benchmark	-2.85	-2.85	4.69	12.33	3.73	3.60	4.76	4.73	08/01/2006
S&P 500 Total Return	-3.27	-3.27	13.07	21.62	10.15	9.92	11.91	9.49	08/01/2006
MSCI EAFE Net	-4.11	-4.11	7.08	25.65	5.75	3.24	3.82	3.38	08/01/2006
BB US Intermediate Gov/Cr	-0.83	-0.83	0.66	2.20	-2.93	1.02	1.27	2.79	08/01/2006