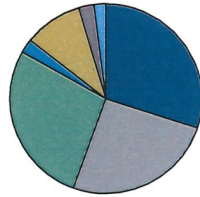


Community Foundation of the North State
North State Total Fund Summary
 As of September 30, 2022

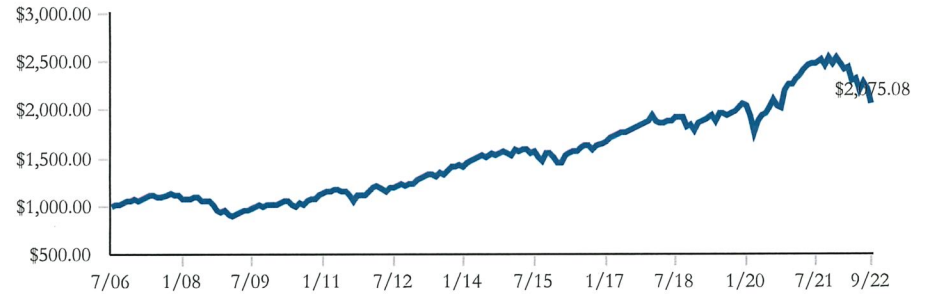
Asset Allocation Analysis

September 30, 2022 : \$24,979



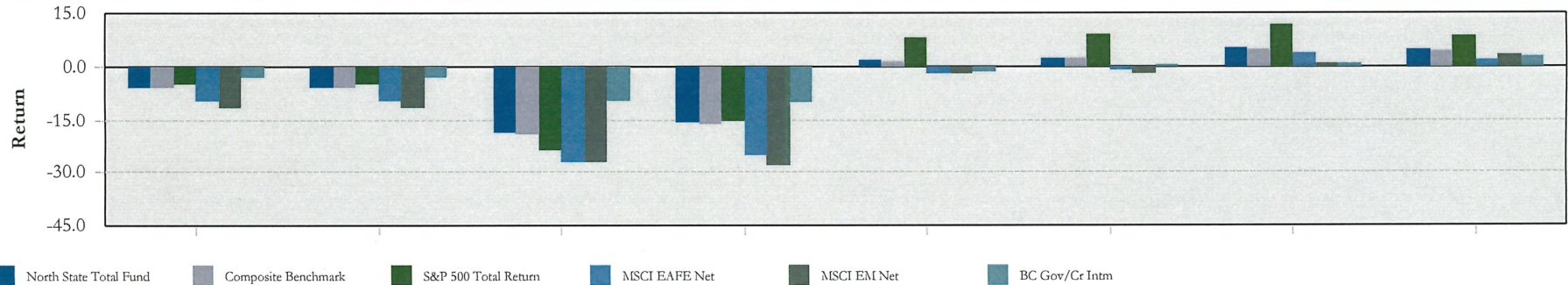
Segments	Market Value (\$000)	Allocation (%)
Domestic Equity	7,486.43	29.97
International Equity	6,378.21	25.53
Domestic Fixed Income	6,927.36	27.73
Alternative Investment	594.16	2.38
Private Equity	2,450.53	9.81
Global Other	648.29	2.60
Cash Equivalent	494.36	1.98

Growth of a Thousand Dollars



	Quarter To Date	Since Inception	Inception Date
North State Total Fund			08/01/06
Beginning Market Value	26,815,930	2,552,779	
Net Deposits/Withdrawals	-344,660	7,850,157	
Gain/Loss	-1,491,930	14,576,404	
Ending Market Value	24,979,339	24,979,339	

Performance



	QTD	Fiscal YTD	YTD	1 Year	3 Years	5 Years	10 Years	Since Inception	Inception Date
North State Total Fund	-5.53	-5.53	-18.53	-15.83	1.80	2.59	5.36	4.62	08/01/2006
Composite Benchmark	-5.73	-5.73	-19.00	-16.20	1.46	2.28	4.58	4.29	08/01/2006
S&P 500 Total Return	-4.88	-4.88	-23.87	-15.47	8.16	9.24	11.70	8.78	08/01/2006
MSCI EAFE Net	-9.36	-9.36	-27.09	-25.13	-1.83	-0.84	3.67	2.14	08/01/2006
MSCI EM Net	-11.57	-11.57	-27.16	-28.12	-2.07	-1.81	1.05	3.35	08/01/2006
BC Gov/Cr Intm	-3.06	-3.06	-9.62	-10.14	-1.64	0.38	1.00	2.82	08/01/2006