

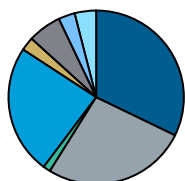
Community Foundation of the North State

North State Total Fund Summary

As of September 30, 2021

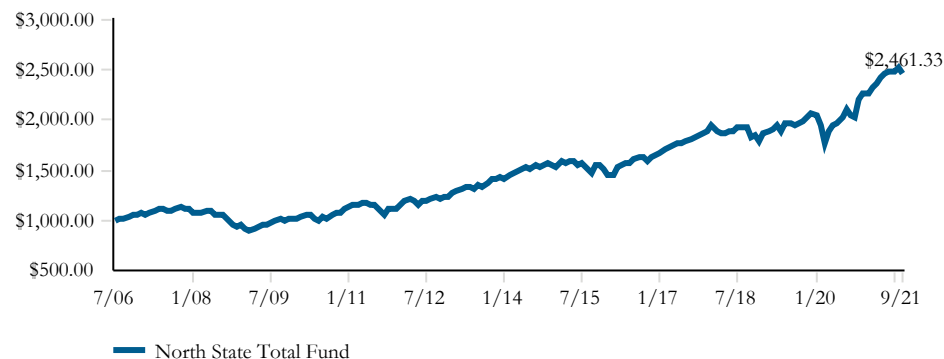
Asset Allocation Analysis

September 30, 2021 : \$31,446



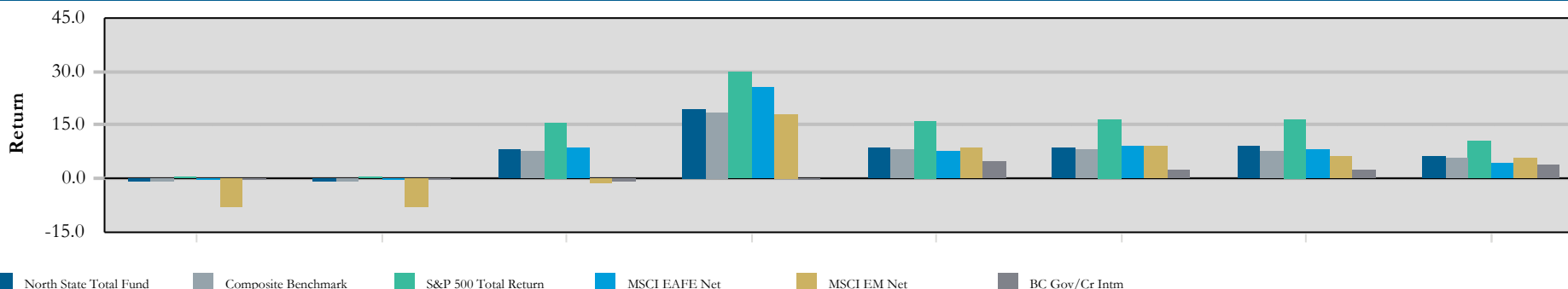
Segments	Market Value (\$000)	Allocation (%)
Domestic Equity	10,129.83	32.21
International Equity	8,376.16	26.64
Emerging Equity	427.08	1.36
Domestic Fixed Income	7,571.63	24.08
Alternative Investment	788.22	2.51
Private Equity	1,949.51	6.20
Global Other	948.86	3.02
Cash Equivalent	1,254.31	3.99

Growth of a Thousand Dollars



	Quarter To Date	Since Inception	Inception Date
North State Total Fund			08/01/06
Beginning Market Value	32,043,740	2,552,779	
Net Deposits/Withdrawals	-213,483	9,449,764	
Gain/Loss	-384,652	19,443,062	
Ending Market Value	31,445,605	31,445,605	

Performance



	QTD	Fiscal YTD	YTD	1 Year	3 Years	5 Years	10 Years	Since Inception	Inception Date
North State Total Fund	-1.11	-1.11	8.32	19.67	8.48	8.66	8.85	6.12	08/01/2006
Composite Benchmark	-1.07	-1.07	7.45	18.50	7.96	8.01	7.80	5.74	08/01/2006
S&P 500 Total Return	0.58	0.58	15.92	30.00	15.99	16.90	16.63	10.60	08/01/2006
MSCI EAFE Net	-0.45	-0.45	8.35	25.73	7.62	8.81	8.10	4.25	08/01/2006
MSCI EM Net	-8.09	-8.09	-1.25	18.21	8.58	9.23	6.09	5.85	08/01/2006
BC Gov/Cr Intm	0.02	0.02	-0.87	-0.40	4.63	2.60	2.52	3.74	08/01/2006