

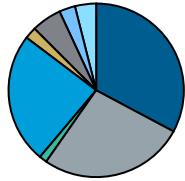
Community Foundation of the North State

North State Total Fund Summary

As of June 30, 2021

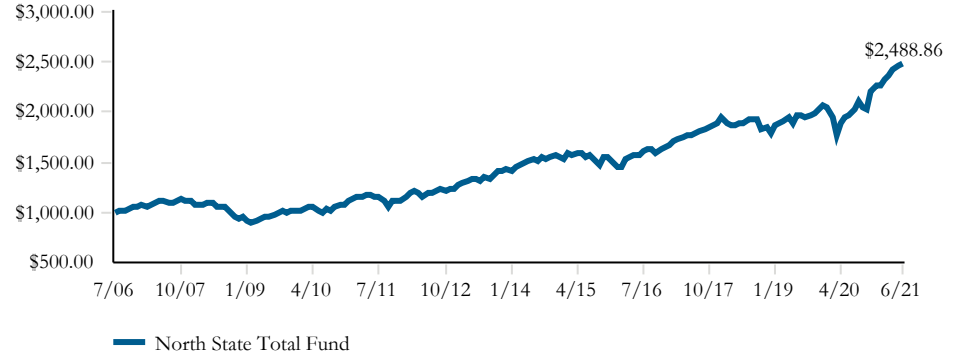
Asset Allocation Analysis

June 30, 2021 : \$32,031



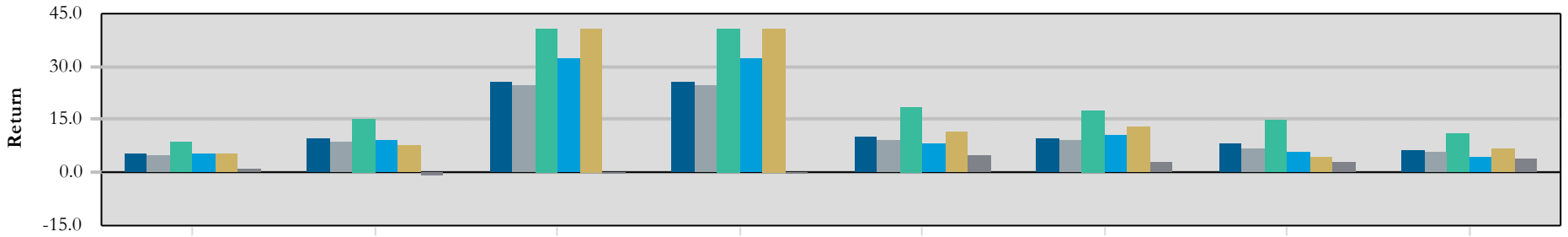
Segments	Market Value (\$000)	Allocation (%)
Domestic Equity	10,521.65	32.85
International Equity	8,586.03	26.81
Emerging Equity	454.24	1.42
Domestic Fixed Income	7,783.53	24.30
Alternative Investment	706.88	2.21
Private Equity	1,781.64	5.56
Global Other	942.97	2.94
Cash Equivalent	1,253.62	3.91

Growth of a Thousand Dollars



	Quarter To Date	Since Inception	Inception Date
North State Total Fund			08/01/06
Beginning Market Value	30,813,669	2,552,779	
Net Deposits/Withdrawals	-379,449	9,663,247	
Gain/Loss	1,596,342	19,814,537	
Ending Market Value	32,030,563	32,030,563	

Performance



	QTD	YTD	Fiscal YTD	1 Year	3 Years	5 Years	10 Years	Since Inception	Inception Date
North State Total Fund	5.31	9.53	25.90	25.90	9.77	9.50	7.92	6.30	08/01/2006
Composite Benchmark	4.94	8.62	24.65	24.65	9.19	8.98	6.75	5.92	08/01/2006
S&P 500 Total Return	8.55	15.25	40.79	40.79	18.67	17.65	14.84	10.74	08/01/2006
MSCI EAFE Net	5.17	8.83	32.35	32.35	8.27	10.27	5.89	4.35	08/01/2006
MSCI EM Net	5.05	7.45	40.90	40.90	11.27	13.03	4.28	6.55	08/01/2006
BC Gov/Cr Intm	0.98	-0.90	0.19	0.19	4.70	2.63	2.76	3.80	08/01/2006