

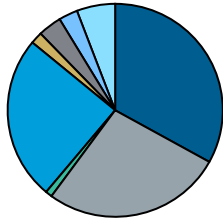
Community Foundation of the North State

North State Total Fund Summary

As of December 31, 2020

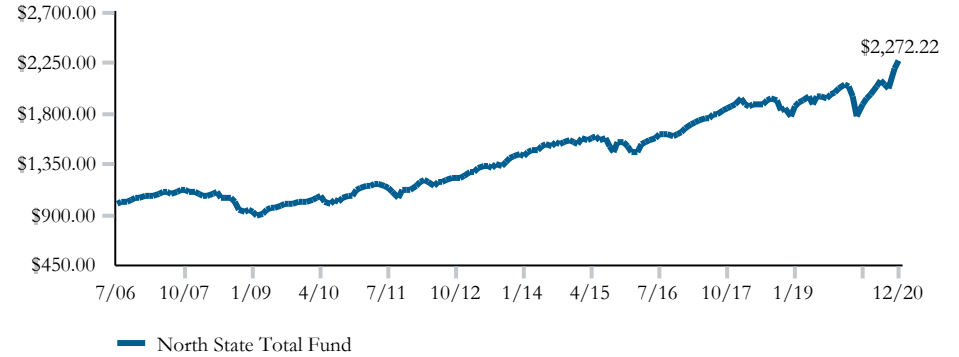
Asset Allocation Analysis

December 31, 2020 : \$30,221



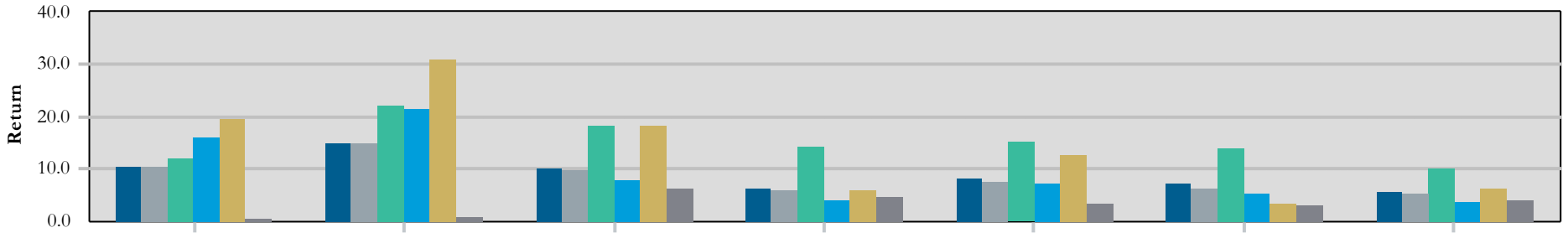
Segments	Market Value (\$000)	Allocation (%)
Domestic Equity	9,988.92	33.05
International Equity	8,170.03	27.03
Emerging Equity	300.20	0.99
Domestic Fixed Income	7,531.06	24.92
Alternative Investment	544.26	1.80
Private Equity	1,075.70	3.56
Global Other	858.26	2.84
Cash Equivalent	1,752.40	5.80

Growth of a Thousand Dollars



	Quarter To Date	Since Inception	Inception Date
North State Total Fund			08/01/06
Beginning Market Value	28,275,720	2,552,779	
Net Deposits/Withdrawals	-881,878	10,604,345	
Gain/Loss	2,826,988	17,063,707	
Ending Market Value	30,220,830	30,220,830	

Performance



	QTD	Fiscal YTD	1 Year	3 Years	5 Years	10 Years	Since Inception	Inception Date
North State Total Fund	10.47	14.94	10.17	6.42	8.40	7.34	5.86	08/01/2006
Composite Benchmark	10.35	14.84	9.72	6.12	7.76	6.27	5.54	08/01/2006
S&P 500 Total Return	12.15	22.16	18.40	14.18	15.22	13.89	10.04	08/01/2006
MSCI EAFE Net	16.05	21.61	7.81	4.28	7.45	5.51	3.89	08/01/2006
MSCI EM Net	19.70	31.14	18.31	6.17	12.81	3.63	6.25	08/01/2006
BC Gov/Cr Intm	0.48	1.10	6.44	4.67	3.64	3.11	4.00	08/01/2006