

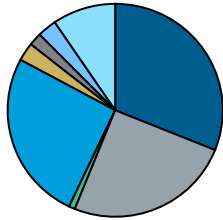
# Community Foundation of the North State

## North State Total Fund Summary

### As of September 30, 2020

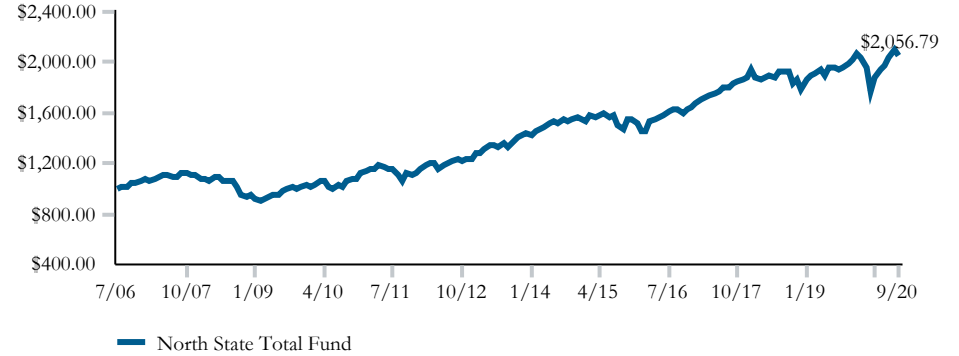
#### Asset Allocation Analysis

September 30, 2020 : \$28,276



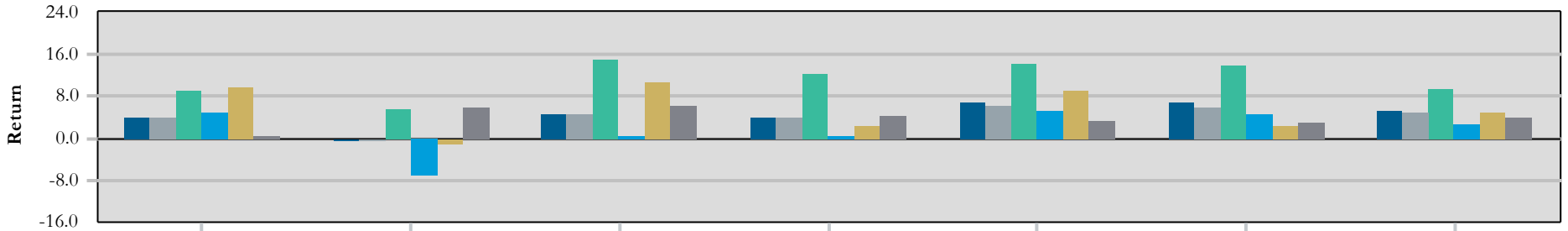
Segments	Market Value (\$000)	Allocation (%)
Domestic Equity	8,793.08	31.10
International Equity	7,077.46	25.03
Emerging Equity	258.84	0.92
Domestic Fixed Income	7,300.28	25.82
Alternative Investment	787.24	2.78
Private Equity	547.90	1.94
Global Other	821.98	2.91
Cash Equivalent	2,688.93	9.51

#### Growth of a Thousand Dollars



	Quarter To Date	Since Inception	Inception Date
North State Total Fund			08/01/06
Beginning Market Value	28,230,282	2,552,779	
Net Deposits/Withdrawals	-1,038,071	11,486,222	
Gain/Loss	1,083,508	14,236,718	
Ending Market Value	28,275,720	28,275,720	

#### Performance



	Fiscal YTD	YTD	1 Year	3 Years	5 Years	10 Years	Since Inception	Inception Date
North State Total Fund	4.04	-0.28	4.58	4.04	6.98	6.87	5.22	08/01/2006
Composite Benchmark	4.13	-0.32	4.76	3.95	6.36	5.78	4.94	08/01/2006
S&P 500 Total Return	8.93	5.57	15.15	12.28	14.15	13.74	9.34	08/01/2006
MSCI EAFE Net	4.80	-7.09	0.49	0.62	5.26	4.62	2.88	08/01/2006
MSCI EM Net	9.56	-1.16	10.54	2.42	8.97	2.51	5.02	08/01/2006
BC Gov/Cr Intm	0.62	5.93	6.32	4.43	3.40	2.91	4.04	08/01/2006